



# Welcome to Ms. Rivera's Class Website!

Please scroll down to learn more about:

- Teacher Contact
- School Calendar and Daily Schedule
- Attendance
- Positive Behavior Interventions and Supports (PBIS)
- Academics (Curriculum, Grading/Report Cards, Agendas/Folders, Homework)
- Chromebook Expectations
- Parent Involvement
- The Game Plan (Parent Handbook)
- Suggested School Supply List/Classroom Wishlist
- Spirit Days
- Class Parties
- Parent Involvement





# Back to School Night 2024

Ms. Rivera Pre-K Teacher

Aides: Ms. Michelle, Ms. Jen, & Ms. Alondra

(WE ARE STARTING OUR 2024-2025 WITH A GREAT START! WE ARE SO EXCITED ABOUT THIS YEAR!

**ABOUT ME:** *I HOLD A BACHELORS DEGREE IN CHILD AND ADOLESCENT DEVELOPMENT AND WILL BE WORKING TOWARDS MY MASTERS NEXT YEAR.*



# Contact

Email: [celia\\_rivera@chino.k12.ca.us](mailto:celia_rivera@chino.k12.ca.us)



**ClassDojo**





CHINO VALLEY UNIFIED SCHOOL DISTRICT  
**Country Springs Elementary School**

Monica Hyland  
Principal

Lani Davies  
Assistant Principal



14145 Village Center Drive  
Chino Hills, California, 91709  
909-590-8212 Fax 909-548-6079

**Country Springs Elementary School**  
**SCHOOL CALENDAR**  
**2024-2025**

August 1	Kinder Orientation @ 6:00pm
August 2	Meet Your Teacher @ 9:00am
August 5	First Day of School
August 21	Back to School Night @ 5:30pm
September 2	Labor Day
September 10	Fall Picture Day
September 23-27	Parent Conferences (Minimum Days)
October 21-25	Red Ribbon Week
October 31	Minimum Day
November 1	No School
November 5	Report Cards Go Home
November 8	30 <sup>th</sup> Anniversary Celebration
November 11	Veteran's Day Holiday
November 25 - 29	Thanksgiving Holiday
December 19 - January 3	Winter Break
January 6	School Resumes
January 20	Martin Luther King Jr. Day
February 10	Presidents' Day Holiday
February 14	Minimum Day
February 17	Presidents' Day (Lincoln)
February 26	Report Cards Go Home
March 24-28	Spring Break
April 17	Minimum Day
April 18	School Closed
May 7	Open House
May 21	Minimum Day
	6 <sup>th</sup> Grade Promotion
May 22	Last Day of School (Minimum Day)

**MINIMUM DAY IS EVERY WEDNESDAY**  
Breakfast begins at 7:20 am for K-6

# 2024-2025 School Calendar

Found on our school website.

# Daily Schedule

Ms. Rivera's Classroom Schedule

2024-2025

	Monday	Tuesday	Wednesday	Thursday	Friday
8:00-8:30	Breakfast/Morning activity	Breakfast/Morning activity	Breakfast/Morning activity	Breakfast/Morning activity	Breakfast/Morning activity
8:30-8:50	Morning Circle	Morning Circle	Morning Circle	Morning Circle	Morning circle
8:55-9:10	Recess	Recess	Recess	Recess	Recess
9:15-9:35	Introduce lesson whole group	Introduce lesson/ whole group	Introduce lesson whole group	Introduce lesson whole group	Introduce lesson Whole group
9:35-9:50	Small Groups#1 (ELA)	Small Group#1 (ELA)	Small groups #1 (ART)	Small Group #1 (ELA)	Small Group#1 (ELA)
9:50-10:10	Inside Play	Inside Play	Inside Play	Inside Play	Inside Play
10:15-10:30	Circle (Introduce Center#2)	Circle (Introduce Center #2)	10:10-10:35 Lunch	Circle (Introduce Center#2)	Circle (Introduce Center#2)
10:35-10:50	Small Groups#2 (MATH)	Small groups #2 (MATH)	10:40-10:50 Music or movement	Small groups#2 (MATH)	Small groups#2 (MATH)
10:55-11:05	Recess	Recess	10:55 Clean up/pack up	Recess	Recess
11:10-11:35	Lunch	Lunch	11:00 Closing circle	Lunch	Lunch
11:40-11:55	Clean up/Calming time	Clean up/ Calming time		Clean up/Calming time	Clean up/Calming time
12:00-12:10	Music or movement	Music or movement		Music or movement	Music or movement
12:15-12:30	Small Groups# 3	Small Groups#3		Small Groups#3	Small Groups#3
12:45-1:10	Clean up/Closing Circle	Clean up/ Closing Circle		Clean up/ Closing circle	Clean up/ Closing circle





5130 Riverside Drive • Chino, CA 91710 • 909.628.1201 • [www.chino.k12.ca.us](http://www.chino.k12.ca.us)  
Student Achievement • Safe Schools • Positive School Climate • Humility • Civility • Service

BOARD OF EDUCATION: Donald L. Bridge • Andrew Cruz • Jonathan E. Monroe • James Na • Sanja Shaw • SUPERINTENDENT: Norm Enfield, Ed.D.

Dear Parents/Guardians,

Here is a simple guide to help you decide when to keep your student home from school and when they can return based on recommendations from the American Academy of Pediatrics and the California Department of Public Health.

**Fever**

- Stay home if a fever is 100.4°F or higher.
- Return when fever has gone away without fever-reducing medication for a full night.


**Diarrhea**

- Stay home if your student's stool is likely to leak or if they are unlikely to make it to the toilet in time. If the stool looks bloody or black, seek medical attention.
- Return when improving.

**Vomiting**

- Stay home if vomiting has occurred two or more times in 24 hours.
- Return when vomiting has ended overnight, and your student is able to hold down liquids and food.

If you have any questions, please contact the school health office.

  
School Nurse

4/24/24  
Date

# Attendance

Students are expected to be at school and on time on a daily basis. Every day is an opportunity for your child to learn.

Learn more about our attendance policies at our school website:

<https://www.chino.k12.ca.us/Domain/9579>

The following performance marks will be given for tardies/unexcused absences per trimester at a minimum. Other factors can contribute to a lower performance mark. Parents will receive notice from the school after 3 and 6 tardies.

#### Tardies

- 1-2 tardies = 4
- 3-4 tardies = 3
- 5-6 tardies = 2
- 7+ = 1

#### Unexcused absences

- Per every 2 unexcused absences, performance mark will be lowered on Habits of Success
- Excused absence does not affect their grade

# Attendance

## Habits of Success

Follows School Routines and Expectations



# PBIS AT COUNTRY SPRINGS

## POSITIVE BEHAVIORAL INTERVENTIONS SUPPORTS

To maintain a positive and safe learning environment, our school has high expectations for behavior. Our "All Star" behavior expectations are part of the PBIS program. Country Springs has three behavior expectations:

**Be Respectful, Be Responsible, Be Safe**
















# Country Springs All Star

## SDC PRESCHOOL Expectations



Routines & Procedures	Be Respectful	Be Responsible	Be Safe
Centers	<ul style="list-style-type: none"> <li>★ Wait your turn</li> <li>★ Wait for instruction</li> <li>★ Listen to teachers</li> </ul>  	<ul style="list-style-type: none"> <li>★ Stay on task</li> <li>★ Listening Ears</li> <li>★ Clean up</li> </ul>  	<ul style="list-style-type: none"> <li>★ Sit appropriately</li> <li>★ Listen</li> <li>★ Follow directions</li> <li>★ Use supplies appropriately</li> </ul> 
Rug Time	<ul style="list-style-type: none"> <li>★ Wait your turn</li> <li>★ Safe hands</li> <li>★ Safe feet</li> </ul> 	<ul style="list-style-type: none"> <li>★ Clean up</li> <li>★ Sit down</li> </ul> 	<ul style="list-style-type: none"> <li>★ Share with others</li> <li>★ Stay in seat</li> </ul> 
Transitions	<ul style="list-style-type: none"> <li>★ Line-up</li> <li>★ Wait your turn</li> </ul> 	<ul style="list-style-type: none"> <li>★ Clean up</li> <li>★ Be ready for next task</li> </ul> 	<ul style="list-style-type: none"> <li>★ Stay in area</li> </ul> 



# New!



## Country Springs All Star AM/PM Expectations



Be Respectful	Be Responsible	Be Safe
<ul style="list-style-type: none"><li>★ Say hello and goodbye with eye contact to peers and staff</li><li>★ Walk around others' belongings</li></ul>	<ul style="list-style-type: none"><li>★ Arrive on time</li><li>★ Arrive to and leave school prepared</li><li>★ Walk directly to your destination</li><li>★ Be prepared to exit/enter vehicles quickly</li></ul>	<ul style="list-style-type: none"><li>★ Follow all signs and verbal instructions</li><li>★ Use crosswalks</li><li>★ Enter/exit cars from the passenger side of vehicles</li><li>★ If you see something, say something</li></ul>



# Country Springs All Star Expectations

## Country Springs All Star Walkways/Quad Expectations

Be Respectful	Be Responsible	Be Safe
<ul style="list-style-type: none"> <li>★ Stop, look, and listen when spoken to by adults</li> <li>★ Walk silently</li> <li>★ Use quiet voices while working in the quad</li> </ul>	<ul style="list-style-type: none"> <li>★ Stay in line, facing forward</li> <li>★ Walk directly to your destination</li> <li>★ Keep area clean</li> </ul>	<ul style="list-style-type: none"> <li>★ Keep hands, feet, and objects to yourself</li> <li>★ Move with the flow of traffic</li> <li>★ Access area only during appropriate times and with adult supervision</li> </ul>

## Country Springs All Star Playground Expectations

Be Respectful	Be Responsible	Be Safe
<ul style="list-style-type: none"> <li>★ Be kind to others</li> <li>★ Play by the rules and wait your turn</li> <li>★ Listen to all adults</li> </ul>	<ul style="list-style-type: none"> <li>★ Freeze at the bell</li> <li>★ Use your words to resolve conflict</li> <li>★ Use equipment properly and put away when finished</li> </ul>	<ul style="list-style-type: none"> <li>★ Walk on the blacktop</li> <li>★ Stay in supervised play areas</li> <li>★ Tell an adult if someone is hurt</li> </ul>

## Country Springs All Star Lunch Area Expectations

Be Respectful	Be Responsible	Be Safe
<ul style="list-style-type: none"> <li>★ Only eat your own food</li> <li>★ Clean up your area; table and floor</li> <li>★ Listen to all adults</li> <li>★ Use quiet voices</li> </ul>	<ul style="list-style-type: none"> <li>★ Wait in line patiently to get your food</li> <li>★ Keep all food and drinks in eating areas</li> <li>★ Stack trays neatly</li> </ul>	<ul style="list-style-type: none"> <li>★ Leave space between you and others</li> <li>★ Walk at all times</li> <li>★ Keep hands, feet, and objects to yourselves</li> </ul>

## Country Springs All Star Restroom Expectations

Be Respectful	Be Responsible	Be Safe
<ul style="list-style-type: none"> <li>★ Give others privacy</li> <li>★ Use quiet voices</li> <li>★ Wait your turn</li> </ul>	<ul style="list-style-type: none"> <li>★ Flush toilets</li> <li>★ Wash your hands</li> <li>★ Put garbage into trash cans</li> <li>★ Walk directly to and from your destination</li> </ul>	<ul style="list-style-type: none"> <li>★ Keep water off of the floor</li> <li>★ Report problems to an adult</li> </ul>

## Country Springs All Star AM/PM Expectations

Be Respectful	Be Responsible	Be Safe
<ul style="list-style-type: none"> <li>★ Say hello and goodbye with eye contact to peers and staff</li> <li>★ Walk around others' belongings</li> </ul>	<ul style="list-style-type: none"> <li>★ Arrive on time</li> <li>★ Arrive to and leave school prepared</li> <li>★ Walk directly to your destination</li> <li>★ Be prepared to exit/enter vehicles quickly</li> </ul>	<ul style="list-style-type: none"> <li>★ Follow all signs and verbal instructions</li> <li>★ Use crosswalks</li> <li>★ Enter/exit cars from the passenger side of vehicles</li> <li>★ If you see something, say something</li> </ul>

## Country Springs All Star Library Expectations

Be Respectful	Be Responsible	Be Safe
<ul style="list-style-type: none"> <li>★ Use quiet voices</li> <li>★ Listen to all directions</li> <li>★ Wait in a straight, still, and silent line</li> </ul>	<ul style="list-style-type: none"> <li>★ Sit and read once you have checked out your book</li> <li>★ Use book marker to mark the book's place</li> <li>★ Push in your chair</li> <li>★ Return mats</li> </ul>	<ul style="list-style-type: none"> <li>★ Keep hands and feet to yourself</li> <li>★ Sit appropriately</li> <li>★ Walk at all times</li> </ul>

## Country Springs All Star Office Expectations

Be Respectful	Be Responsible	Be Safe
<ul style="list-style-type: none"> <li>★ Use polite language: say "please" and "thank you"</li> </ul>	<ul style="list-style-type: none"> <li>★ State your purpose positively</li> <li>★ Wait patiently for your turn</li> </ul>	<ul style="list-style-type: none"> <li>★ Keep hands and feet to yourself</li> <li>★ Sit appropriately</li> </ul>

## Country Springs All Star Hall of Fame Expectations


Be Respectful	Be Responsible	Be Safe
<ul style="list-style-type: none"> <li>★ Wait patiently and quietly</li> <li>★ Actively listen to the speaker</li> </ul>	<ul style="list-style-type: none"> <li>★ Participate how/when appropriate</li> </ul>	<ul style="list-style-type: none"> <li>★ Keep hands and feet to yourself</li> <li>★ Sit facing forward</li> </ul>

**Be Respectful. Be Responsible. Be Safe.**



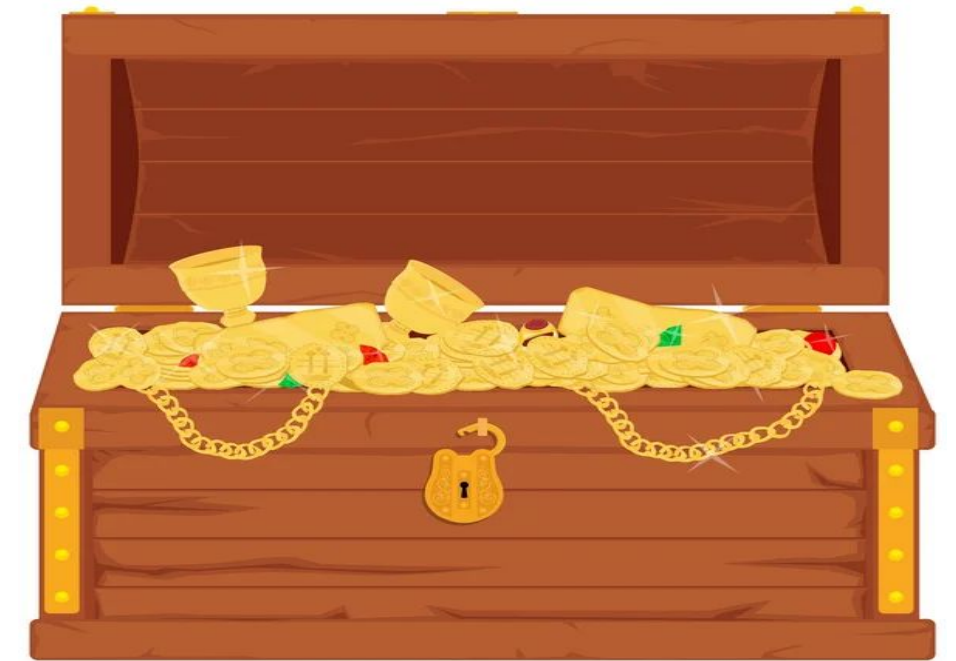
# Fall Conferences!!

week of: September 23rd-27th



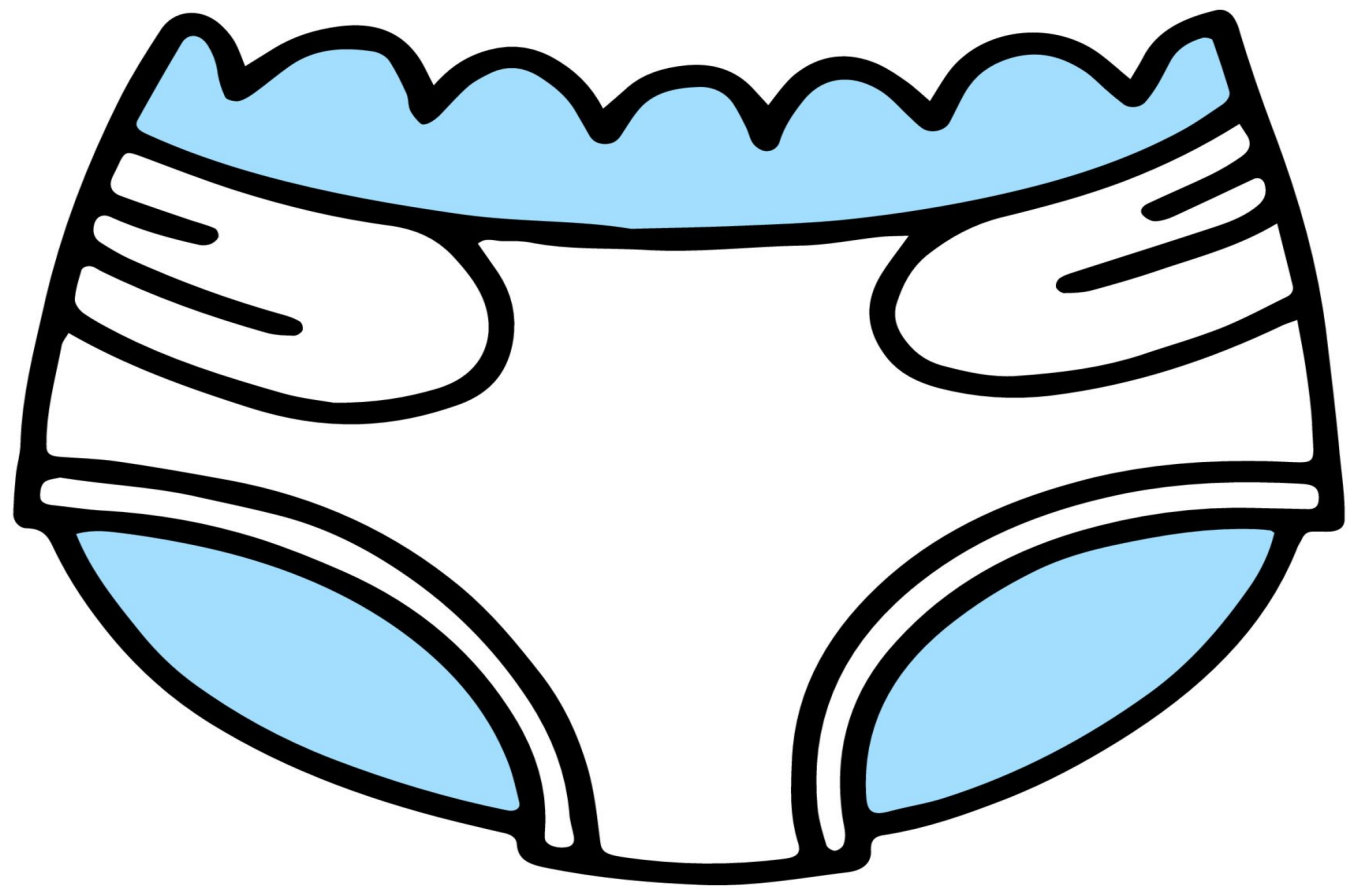
# Classroom Incentives

TREASURE CHEST ON FRIDAYS!  
-Each student picks something special  
from treasure chest box



Students will be earning jelly beans, gold fish,  
or stickers throughout the week.





DIAPERS!

JUST A REMINDER: when students are running low on diapers a note will be sent home in their backpack asking for wipes or more diapers.

-All diapers and wipes are taken out of their backpacks and stored in their cubbies that are labeled with their name.

# Birthday Chart!



We acknowledge each student's birthday

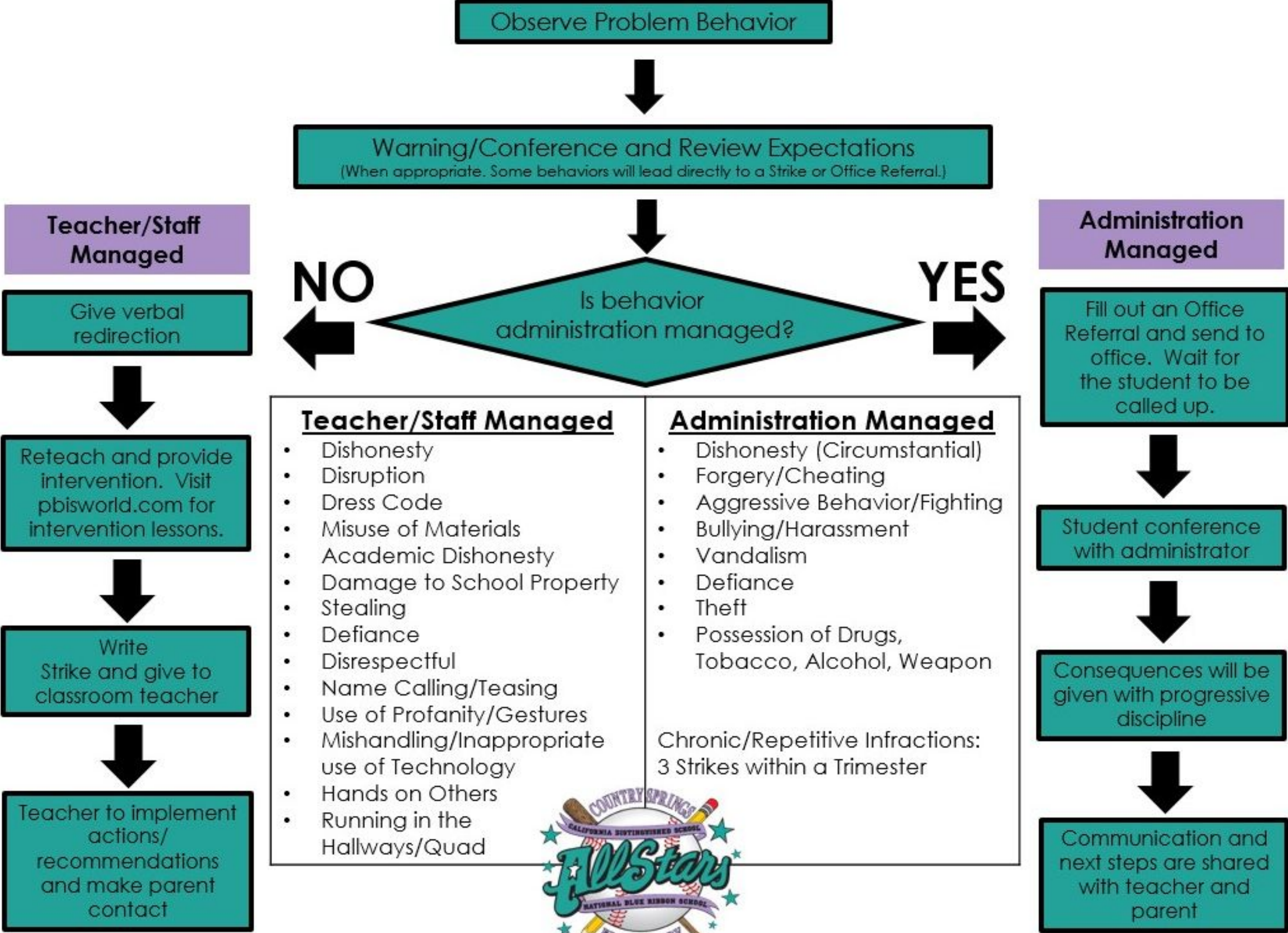
-Birthday crown and song





# Discipline Procedure Flow Chart

Revised 6/2024



# REQUEST FOR SUPPORT FOR YOUR ALL STAR STUDENT

## SCHOOL LINKS

» Report an Absence  
CLICK HERE

REQUEST FOR SUPPORT

DISTRICT INFORMATION

PEACHJAR DIGITAL FLYERS

MCKINNEY-VENTO

Please use this link on our school home page to request support for your student if you have any social emotional and or behavioral concerns. The school counselor will contact you.




# Curriculum



Supplemental aids:

Mat Man



**LEARNING  
Without Tears™**

Helps children develop writing skills through activities that include letter formation, connecting sounds and letters, and writing with clear purposes

I am working for:			
<input type="checkbox"/>			
<input type="checkbox"/>	<input type="checkbox"/>	<input type="checkbox"/>	
FIRST		THEN	
<input type="checkbox"/>		<input type="checkbox"/>	



# Classroom Newsletter

At the beginning of the month classroom newsletter will be sent out 1st of each month which you will find in students folder that will allow you to outline what's ahead, such as what your child will be learning such (letter, shape, color, and theme of the week etc.), any special activities or events and important reminders for the month ahead.

I will be sending out the first classroom newsletter on Aug. 30th.



# Classroom NEWSLETTER



## Upcoming EVENTS

BACK 2  
SCHOOL  
NIGHT 8/21/24

AFTER  
SCHOOL ICE  
CREAM 8/22

## Reminders

Report an  
absence

You can  
reach me  
through  
Class DOJO

## AUGUST

## OUR LEARNING focus...

**WEEK OF 8/12-8/16**  
LETTER OF THE WEEK: L

**WEEK OF 8/19-8/23**  
LETTER OF THE WEEK: F  
COLOR OF THE WEEK: RED  
SHAPE OF THE WEEK: SQUARE  
NUMBER OF THE WEEK: 1

**WEEK OF 8/26-8/30**  
LETTER OF THE WEEK: E  
COLOR OF THE WEEK: ORANGE  
NUMBER OF THE WEEK: 2

## CONTACT INFO



Teacher Name



Teacher Email



Teacher Phone #

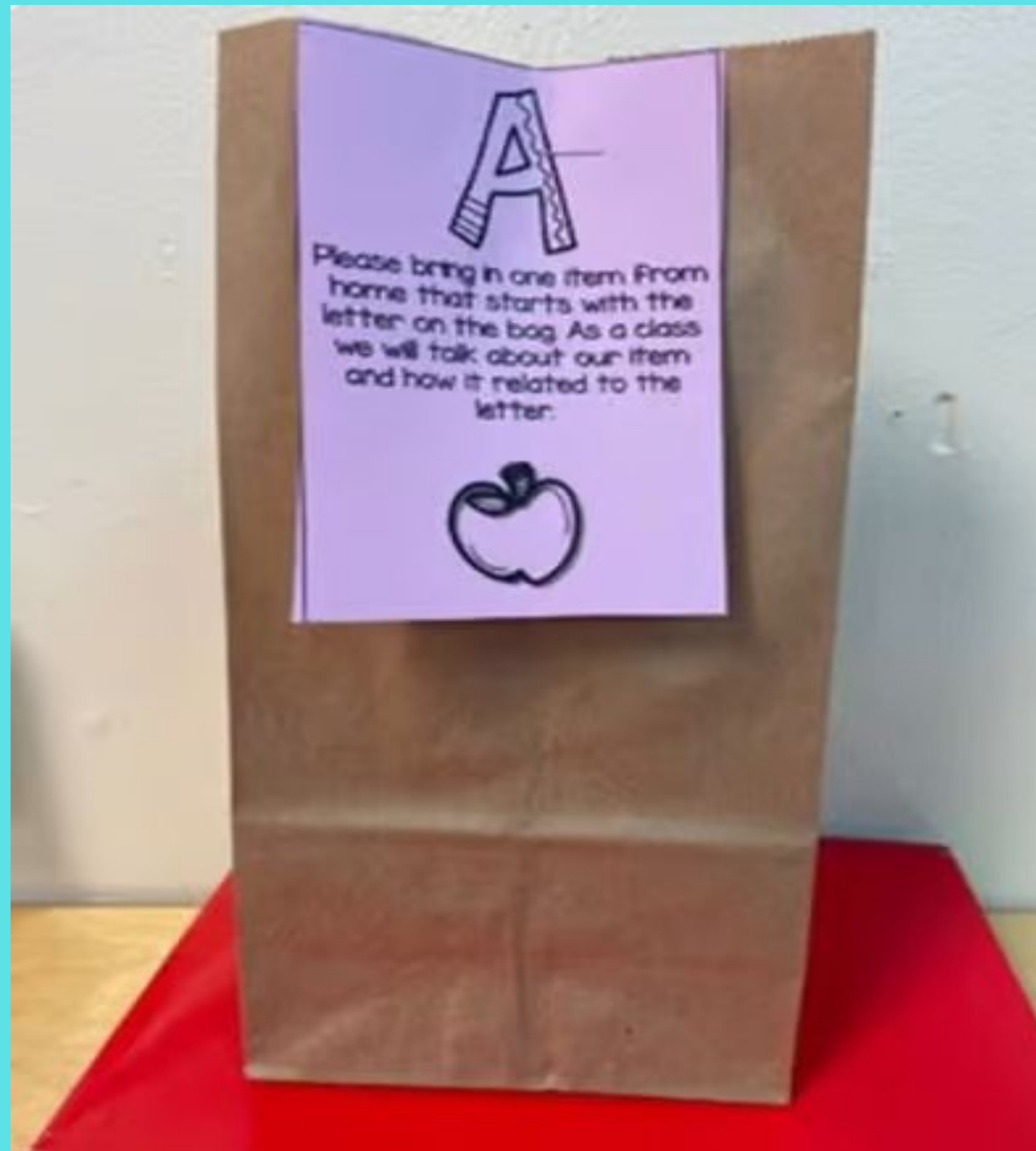


# Emergency Prep Bags for School

In any case, If you can fill a Zip Loc bag with 24 hours worth of food for your child, to be stored in class in case of emergency. Things that they will eat and that will fuel their body and comfort them.



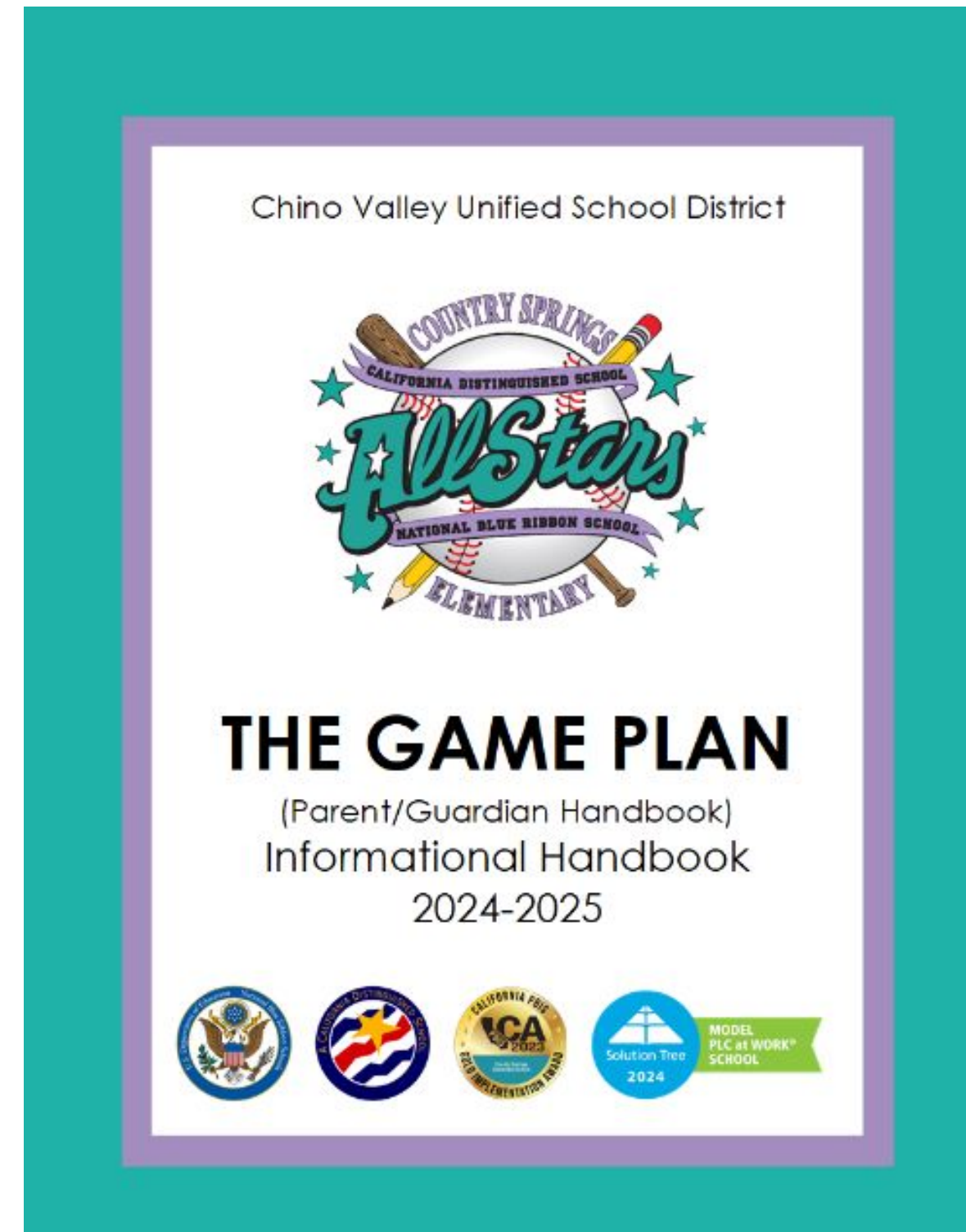




Every Friday a brown bag will be sent home with your child. Please bring in one item from home that starts with the letter that is written on the bag.

Each Monday, as a class, we will talk about our item and how it relates to the letter.

Please review the  
Game Plan  
on our school website.






# Classroom materials!

## Classroom materials needed!

- Diapers and wipes (with student's name written on them)
- Sanitizer wipes
- Kleenex tissues
- Extra baby wipes
- Extra clothes

## Wishlist:

- Disinfecting wipes
- Baby Wipes
- Ziploc bags (small or large)
- Plates (paper:small/regular)
- Small cups (paper or plastic)
- bubble solution
- playdoh
- your kids favorite snack for reinforcement



# Spirit Days



**Mondays**

College Wear



**Wednesdays**

Baseball Wear



**Fridays**

Country Springs Attire



# Classroom Parties

**Literature  
Day**

October 31

**Winter  
Party**

Before Winter Break

**Valentine's  
Day**


February 14

**End of the  
School Year**

Before Summer Break

# Parent Involvement

Country Springs Elementary School  
Parent Volunteer Sign Up Sheet 2024-2025  
Use QR Code to sign up **OR** fill out the paper version below



Teacher: Rivera Grade: \_\_\_\_\_

Description of Parent Volunteer Positions

**ROOM PARENT:** (Can be a team of parents): Assists the teacher to plan and organize class parties and events, coordinate volunteers for the class. Helps facilitate communication between parents.

**ART PALETTE VOLUNTEER:** Prepares and teaches provided art lessons monthly. All material, training and support will be provided.

**GENERAL VOLUNTEER:** Helps in the classroom throughout the year as needed.





There is always an opportunity to support our students. We appreciate the amount of support that each person is able to give! Parents are strongly encouraged to become involved in school functions. Involvement strengthens the link between home and school.

## WAYS TO SUPPORT

### LEADERSHIP

- Parent Faculty Association (PFA) Officers
- School Site Council (SSC)
- Local Control Accountability Plan (LCAP) Advisory Committee
- English Language Advisory Committee (ELAC)
- Partnerships for Learning Network (PFLN)
- Positive Behavioral Interventions & Supports (PBIS) Committee
- Safety Committee

### VOLUNTEER

- Classroom Volunteers
- Field Trip Chaperones
- Room Parents
- Art Palette Parents
- Event Volunteers (Book Fair, Fun Run, Pastries with Papas, Muffins with Moms, Father/Daughter and Mother/Son Dances)

### MONETARY

- Spirit Wear Purchases
- Monthly Family Dinner Nights
- Back to School Night Silent Auction
- Fall & Spring Fundraisers
- Book Fair Purchases
- Before & After School Fundraisers (Kona Ice)

SCAN THE QR CODE TO LEARN MORE AND GET STARTED!







**Thank you  
for your  
partnership!**

Looking forward to a great school year!



# Resource Page

Use these design  
resources in your  
Canva Presentation.  
Happy designing!

Don't forget to  
delete this page  
before presenting.





# Free templates for all your presentation needs

**For PowerPoint,  
Google Slides,  
and Canva**

**100% free for  
personal or  
commercial use**

**Ready to use,  
professional,  
and customizable**

**Blow your audience  
away with  
attractive visuals**